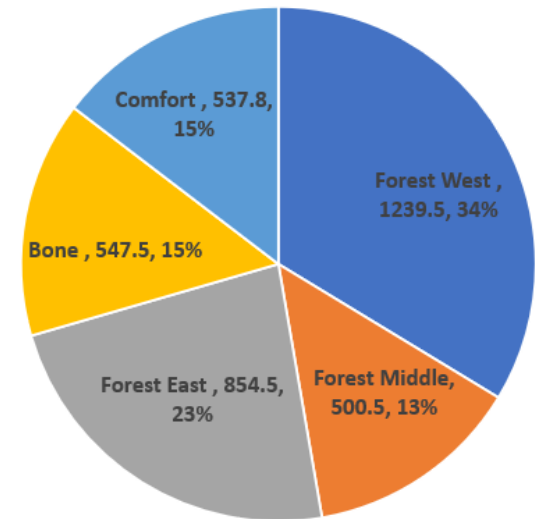


# Comfort Lake—Forest Lake Watershed District

## 2020 Watercraft Inspections

In 2020, CLFLWD and Minnesota DNR inspectors spent a total of **3,659.8 hours** at landings in the CLFLWD inspecting watercraft and educating boaters. **10,363 inspections** were completed this year.

Inspection Hours At Each Access  
And % Of Total Hours  
(DNR Hours Included)



District Wide Inspection Hours and Number of Inspections  
per Season (Includes DNR)



- **0.03%** of boaters **entering** the water had **plants, animals, water, mud,** etc. on their boat at the time of inspection. This can be compared to 1.7% in 2019, 3.8% in 2018, 5.4% in 2017 and 2.4% in 2016.
- **0.01%** of boaters **arriving** at the launch had their **drain plug in** at the time of inspection. This can be compared to 1.2% in 2019, 3.1% in 2018, 3.8% in 2017 and 3.1% in 2016.
- Inspectors averaged **2.83 inspections per hour**. This can be compared to 1.8 in 2019, 2.0 in 2018, 2.04 inspections per hour in 2017 and 1.31 inspections per hour in 2016.




## Inspections were performed on:

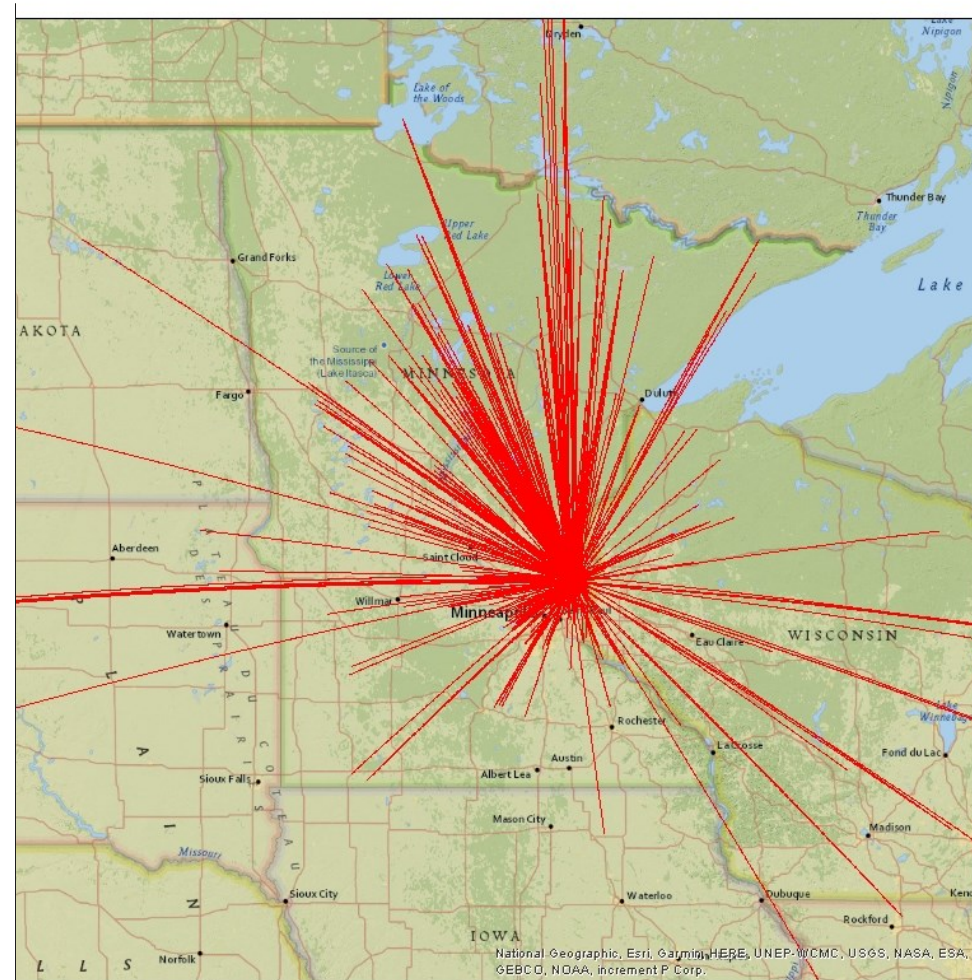
- **158 watercraft that had previously been in spiny water flea-infested lakes.** This number was 111 in 2019, 104 in 2018, 171 in 2017, and 231 watercraft in 2016.
- **30 watercraft that had previously been in starry stonewort-infested lakes.** This can be compared to 22 in 2019, 61 in 2018, 14 in 2017, and 83 watercraft in 2016.



Spiny Water Flea



Starry Stonewort



Above: Flow map showing the lakes that were visited by watercraft before coming to either Forest Lake, Comfort Lake, or Bone Lake. Each line represents at least one boater who traveled from another Minnesota lake into a CLFLWD lake.