



2024 Budget

August 24, 2023 Public Hearing



Channel between Moody Lake and Bone Lake



Expense-Revenue Summary

Expenses: \$3.4 million

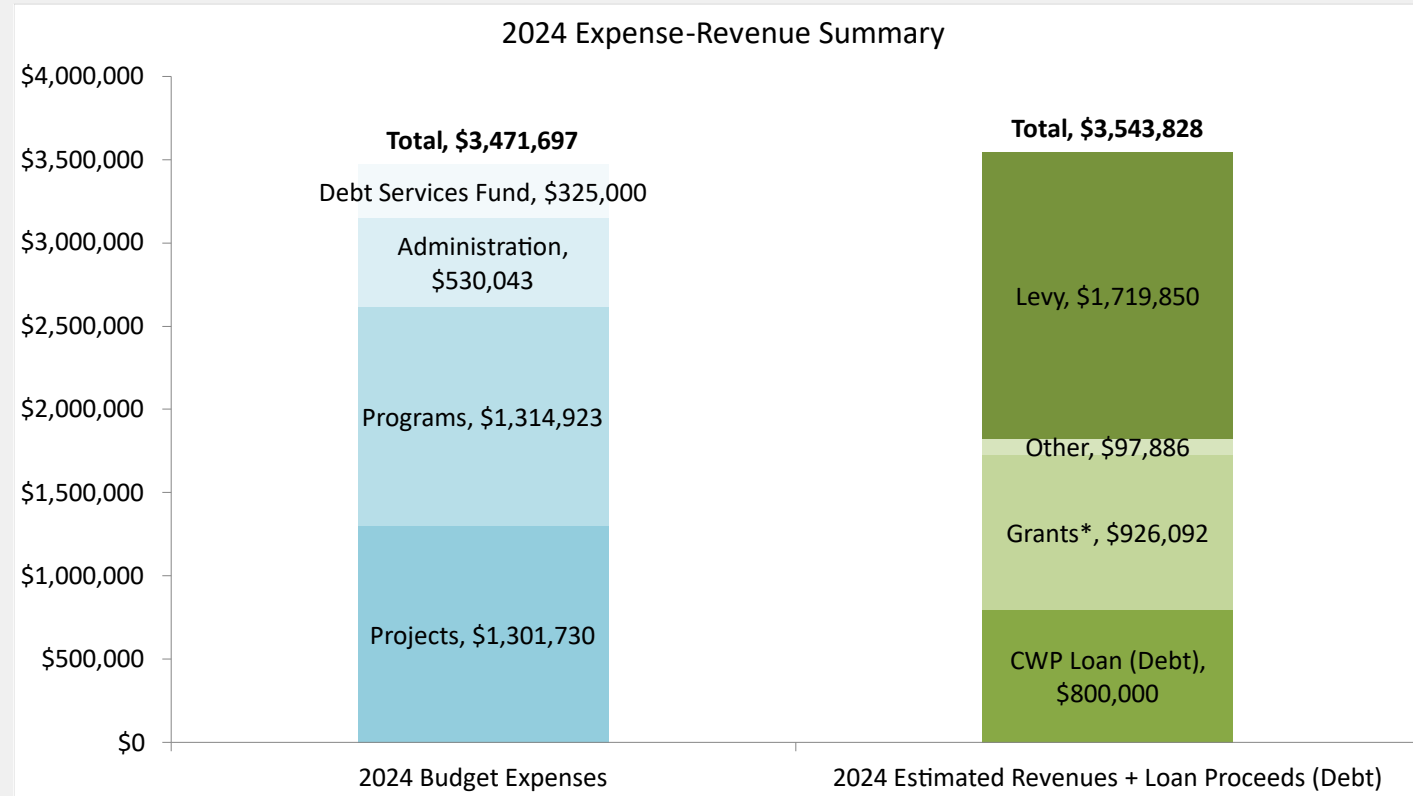
- Continue added emphasis on numerous programs
- Construct 2 capital improvement projects
- Perform feasibility on other projects
- Repayments on CWP Loans A & B

Revenues + Loan: \$3.5 million

- 6% levy increase (tax capacity ↑ by 25%)
- Multiple grants and partnerships
- Smart banking to maximize interest revenue
- Clean Water Partnership Loans C & D (debt)

Est. 2024 Starting Fund Balance: \$1.11 million

Est. 2024 Ending Fund Balance: \$1.16 million



Draft budget figures – subject to change before adoption

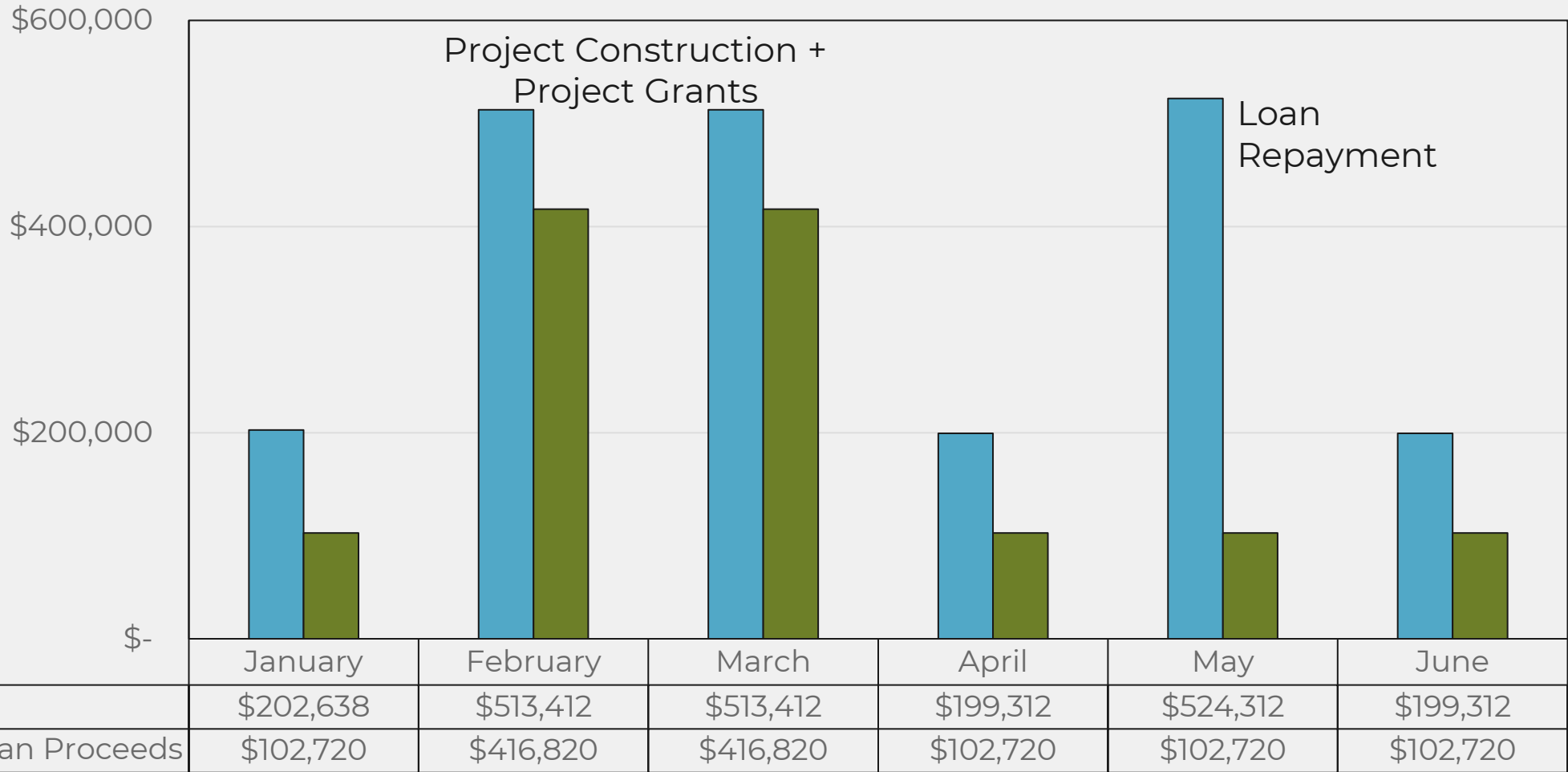


Awarded & High Probability Grants

Account	Grant	Total Grant Award	Estimated FY2024			
			FY24 Grant Revenue	FY24 Grant Expenditures	FY24 Unearned Revenue	FY24 EARNED Revenue
5-225-C	CWF Little Comfort Lake Projects	\$354,600	\$177,300	\$295,080	\$0	\$295,080
5-228-D	CWF WJD-6 Wetland Restoration	\$386,000	\$193,000	\$386,000	\$0	\$386,000
5-221-B	CWF Moody - Capstone Projects	\$239,500	\$119,750	\$215,058	\$0	\$215,058
5-228-F	CWF FY23 Forest Alum	\$533,600	\$213,440	\$0	\$213,440	\$0
3-012-A	<i>LCCMR Great River Greening Partnership</i>	<i>\$77,000</i>	<i>N/A</i>	<i>N/A</i>	<i>N/A</i>	<i>N/A</i>
Various	Other Grants (reimbursement basis; e.g., AIS grants)	\$29,954	\$29,954	\$29,954	\$0	\$29,954
	AWARDED OR HIGH PROBABILITY	\$1,620,654	\$733,444	\$926,092	\$213,440	\$926,092
3-012-A	Lessard-Sams Bone Lake South Wetland	\$1,942,000	\$1,942,000	\$1,942,000	\$0	\$1,942,000
	AWARDED, REVENUE PENDING LANDOWNER AGREEMENT	\$1,942,000	\$1,942,000	\$1,942,000	\$0	\$1,942,000
COMBINED TOTAL						\$2,868,092



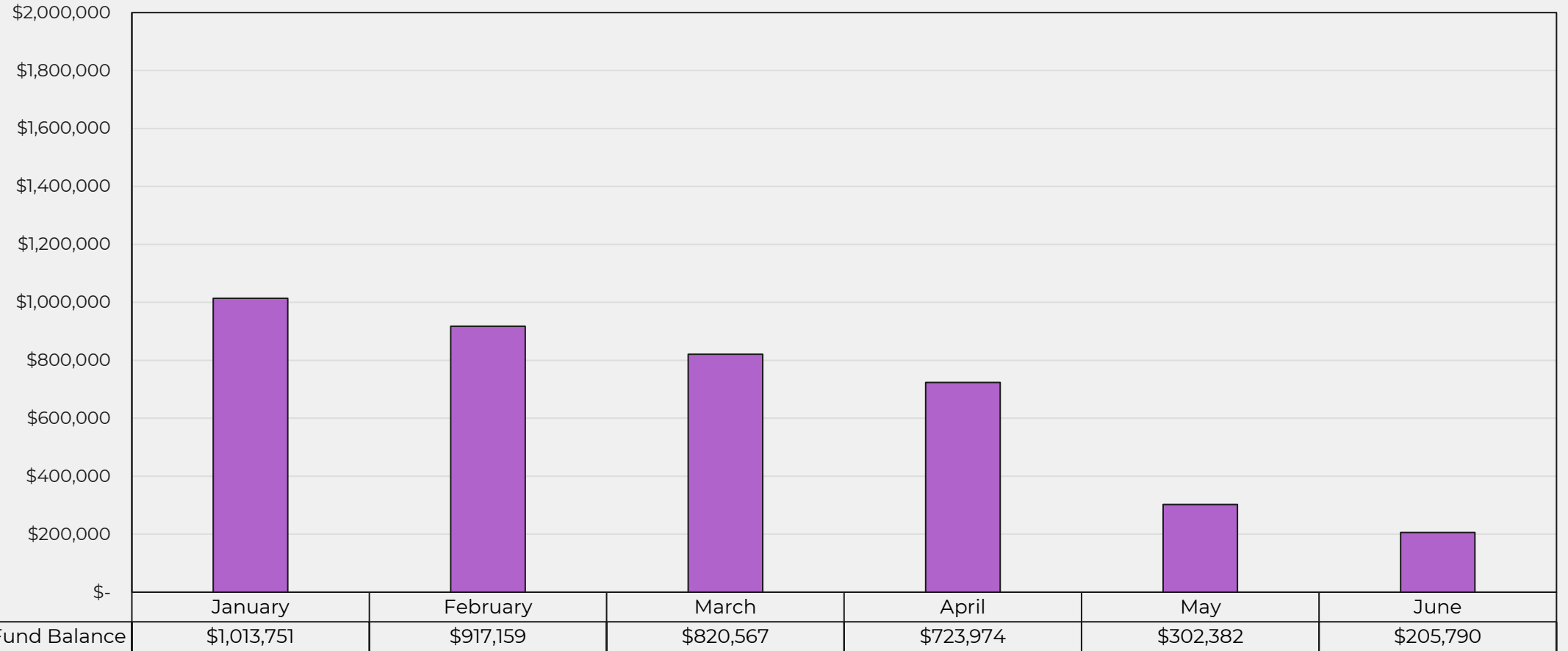
Cash Flow Projection – Jan-Jun 2024



*1st half levy settlements not received until July 2024



Fund Balance Projection – Jan-Jun 2024



*1st half levy settlements not received until July 2024



Clean Water Partnership Loan Program

- 2024 Loan Disbursements: **\$800,000**
 - Portion of Loans C & D
 - 1.5% Interest
 - 7-Year repayment schedules to begin in 2025/2026

- 2024 Loan Repayments: **\$325,000**
 - Loans A & B
 - 0% interest
 - 10-year repayment schedules in progress

Year	Total Disbursement	Total Repayment
2019	\$282,076	
2020	\$361,231	
2021	\$856,693	
2022	\$763,395	\$150,000
2023	\$1,362,698	\$150,000
<u>2024</u>	<u>\$800,000</u>	<u>\$325,000</u>
2025	\$73,907	\$441,665
2026		\$519,522
2027		\$519,522
2028		\$519,522
2029		\$519,522
2030		\$519,522
2031		\$519,522
2032		\$252,857
2033		\$175,000
TOTAL	\$4,500,000	\$4,611,656
	PRINCIPAL	\$4,500,000
	ESTIMATED INTEREST PAYMENTS	\$111,656



Budget Highlights



Office Space

- Budget still uncertain, but grants/donations/financing will be sought out
- Gathering public input
- Building workgroup assessing short and long-term options
- Facility tours and board visioning session are occurring
- ISG Needs Assessment to be presented later this year
- Attempt to align with greenway planning





Moody Lake Capstone Project

- Four components:
 - Field Gully Repair
 - Round Barn Soil Excavation
 - Moody Park Improvements
 - South Moody Wetland Dredging
- Phosphorus reduction: 62 lb/yr
- Total suspended solids reduction: 4.5 tons/yr
- Lifetime Project Cost: \$366,800 (~\$400/lb P)
 - CWF Grant: \$239,500
 - CLFLWD Local: \$127,300

Moody Lake Round Barn





WJD-6 Wetland Restoration Project

- Project details
 - Wetland sediment excavation and revegetation
 - Phosphorus loading in system was lower than originally anticipated, and resulting project P reduction is proportionally lower
 - Project is still treating the need in this system
- Phosphorus reduction: 20 lb/yr
- Total suspended solids reduction: 1.6 tons/yr
- Lifetime Project Cost: \$564,000 (~\$1,000/lb P)
 - CWF Grant: \$386,000
 - CLFLWD Local: \$178,000

Ditch Aerial w/ Forest Lake in Distance





Impairment Delistings

- Projects and programs serve to improve water quality
- 2010 Six Lakes TMDL included:
 - Moody Lake
 - Bone Lake
 - Comfort Lake
 - Little Comfort Lake
 - Shields Lake
 - School Lake
- **Bone Lake slated to be removed from impaired waters list in April 2024!**
- Other five lakes are in line to follow in the next few years





Watershed Protection & Resiliency

Mixture of programs and projects protect the investment made in the health of our lakes and improve watershed and community resiliency

Floodplain Vulnerability
Assessment
Plan for a changing climate

Community
Partnerships
Go farther together

Land Acquisition &
Management
Protect key natural spaces

Education & Outreach
*Promote stewardship from all
residents and visitors*

Regulatory Program
Enforce mandatory stewardship

Cost-Share & Grants
*Provide resources for voluntary
stewardship*



Resident Stewardship is Vital!

Love your lake? Love your shoreline.

Many of Minnesota's lakes are in trouble. Nearly half of Minnesota's natural shorelines have already been lost, and natural shoreline continues to vanish at an alarming rate.

Mowed shorelines allow 7 to 9 times more pollutants to enter the lake than a more naturally vegetated shoreline. These pollutants accumulate in lakes, often creating serious water quality problems while also promoting algal blooms.

In addition to removing pollutants, Natural shorelines provide valuable habitat for fish and loons, frogs, butterflies, and more.

Protecting and Restoring

In spring of 2023 the CLFLWD launched its new Comprehensive Shoreline Program. This program provides technical and financial resources to lake shore owners looking to restore and protect their shorelines. These resources are outlined below. Contact Land Management Specialist, Aidan Read for more information (651) 583-6590 or aidan.read@clflwd.org

Visit www.clflwd.org for more information



Shoreline vegetated with deep rooted native plants.



Levy and Tax Impacts



2024 Levy & Tax Impact

Budget Year	Estimated Market Value (EMV) (Prior Year Basis)	Net Tax Capacity (NTC) (Prior Year Basis)	Budget Year Levy	Ratio Levy/Estimated Market Value	Ratio Levy/Net Tax Capacity	Year-to-Year EMV Increase	Year-to-Year NTC Increase	Year-to-Year Levy Increase
2014	\$1,431,515,600	\$14,032,122	\$755,000	0.05%	5.38%			
2015	\$1,470,005,400	\$14,824,066	\$755,000	0.05%	5.09%	2.69%	5.64%	0%
2016	\$1,602,023,700	\$16,215,018	\$803,650	0.05%	4.96%	8.98%	9.38%	6%
2017	\$1,679,944,600	\$17,397,726	\$998,000	0.06%	5.74%	4.86%	7.29%	24%
2018	\$1,747,607,400	\$18,053,592	\$1,200,000	0.07%	6.65%	4.03%	3.77%	20%
2019	\$1,826,385,900	\$18,955,914	\$1,300,000	0.07%	6.86%	4.51%	5.00%	8%
2020	\$2,068,377,700	\$20,586,584	\$1,400,000	0.07%	6.80%	13.25%	8.60%	8%
2021	\$2,200,044,800	\$21,733,418	\$1,475,000	0.07%	6.79%	6.37%	5.57%	5%
2022	\$2,294,312,700	\$22,805,705	\$1,622,500	0.07%	7.11%	4.28%	4.93%	10%
2023	\$2,406,482,200	\$24,076,992	\$1,622,500	0.07%	6.74%	4.89%	5.57%	0%
2024	\$2,975,872,700	\$30,189,871	\$1,719,850	0.06%	5.70%	23.66%	25.39%	6%
Average Increase				0.06%	6.16%	7.75%	8.12%	9%



2024 Levy & Tax Impact

Washington County tax impact calculator released on 8/23/23

Scenario 1: Keep Levy Flat at \$1,622,500

Washington County:

- 2023 median home value: \$386,900
- 2023 impact: \$183.83
- 2024 est. median home value: \$396,600
- 2024 est. median impact: \$176.85
- **2024 est. median change: -\$6.98 (-4%)**

Chisago County:

- 2023 median home value: \$418,745
- 2023 impact: \$226.22
- 2024 est. median home value: \$451,100
- 2024 est. median impact: \$218.00
- **2024 est. median change: -\$8.22 (-4%)**



2024 Levy & Tax Impact

Washington County tax impact calculator released on 8/23/23

Scenario 2: Increase Levy by 3% to \$1,671,175

Washington County:

- 2023 median home value: \$386,900
- 2023 impact: \$183.83
- 2024 est. median home value: \$396,600
- 2024 est. median impact: \$182.69
- **2024 est. median change: -\$1.14 (-0.6%)**

Chisago County:

- 2023 median home value: \$418,745
- 2023 impact: \$226.22
- 2024 est. median home value: \$451,100
- 2024 est. median impact: \$224
- **2024 est. median change: -\$2.22 (-1%)**



2024 Levy & Tax Impact

Washington County tax impact calculator released on 8/23/23

Scenario 3: Increase Levy by 6% to \$1,719,850

Washington County:

- 2023 median home value: \$386,900
- 2023 impact: \$183.83
- 2024 est. median home value: \$396,600
- 2024 est. median impact: \$188.50
- **2024 est. median change: +\$4.67 (+2.5%)**

Chisago County:

- 2023 median home value: \$418,745
- 2023 impact: \$226.22
- 2024 est. median home value: \$451,100
- 2024 est. median impact: \$231.00
- **2024 est. median change: +\$4.78 (+2%)**



Next Steps

September 5th

Budget workshop, District office, 5:00 pm

September 15th

Deadline to certify levy with Washington County and Chisago County

Sept.-Oct.

Budget presentation meetings with county commissioners and Washington County WMO collective

December

Board will offer another opportunity for public comment on the 2024 budget at December regular board meeting